



6.46

RTH



MAIN SECTORS



INDUSTRY



CONSTRUCTION

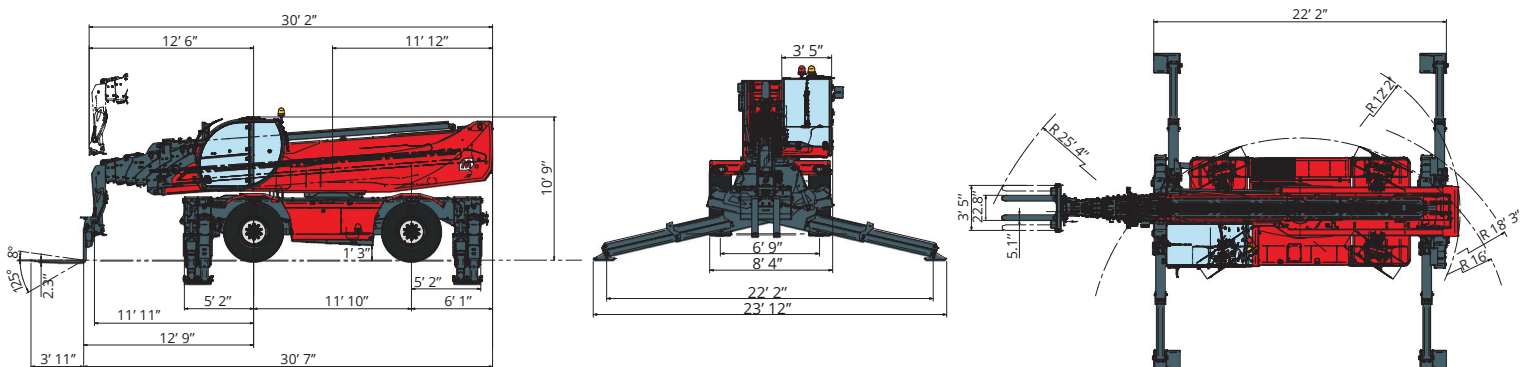


FEATURED PROJECTS

Maximum lifting height: 149' 7"
Maximum reach: 105'
Electronically controlled hydrostatic transmission
Automatic leveling device
Scissors stabilizers

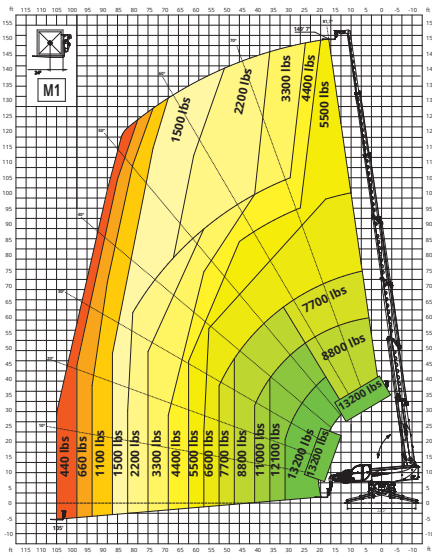
MACHINE MODEL	Rotating telescopic handler	RTH 6.46
	Maximum lifting capacity	13,200 lbs (center of gravity 24 in)
	Maximum lifting height	149' 7"
	Rotation	360° (continuous)
ENGINE	Type	Volvo TAD 572 VE Tier 4f
	Rated power	160 kW (218 hp) @ 2,300 rpm
	Maximum torque	910 Nm @ 1,410 rpm
	Displacement	1.35 US gal
	Cylinders	4 in line
	Engine configuration	Turbocharged direct injection diesel
	Cooling system	Water - intercooler
TRANSMISSION	Type	Hydrostatic
	Model	Danfoss / Rexroth
	Maximum pressure	480 bar
	Displacements	Electronically controlled variable displacement pump Variable displacement motor
	Gear box	Dropbox, 2 speeds forward-reverse
AXLES AND BRAKES	Type	Axles with planetary gearboxes
	Rear axle	Steering and oscillating with hydraulic locking
	Front axle	Steering and oscillating and with levelling +/-8°
	Service brake	Hydraulically operated wet multi-disk brakes on each axle
	Parking brake	Hydraulic with negative action
	Tyres dimensions	17,5 R25
PERFORMANCE	Max. travel speed	15 Mph
	Drawbar pull	151 kN
	Gradeability	50%
	Turning radius (end of forks)	309"
WEIGHTS	Total unladen	67,460 lbs
	Front axle unladen (boom retracted and lowered)	33,510 lbs
	Rear axle unladen (boom retracted and lowered)	33,950 lbs
TANK AND SYSTEM CAPACITIES	Fuel tank	71.3 US gal
	AdBlue	10.6 US gal
	Hydraulic oil tank	58.1 US gal
	Engine oil tank	4.2 US gal
	Cooling liquid	10.6 US gal
HYDRAULIC CIRCUIT FOR MOVEMENTS	Max. operating system pressure	350 bar
	Circuit type	Load sensing
	Service pump	Danfoss / Rexroth - Variable displacement
	Controls for boom and turret movements	Danfoss - SIL 2 electro-proportional valve
	Controls for stabilizers	Bosch Rexroth - Electro-hydraulics controls
Movements control	2 no. two-axis Danfoss joysticks with deadman safety device - Managed via CAN bus	
STANDARDS MET	EN 1459-2: concerning standards for slewing variable-reach trucks EN 13000: concerning standards for hydraulic cranes EN 280: concerning standards for mobile elevating work platforms FOPS/ROPS EU 2016/1628: concerning engine emissions standards	

The data in this brochure are informative and subject to change without notice



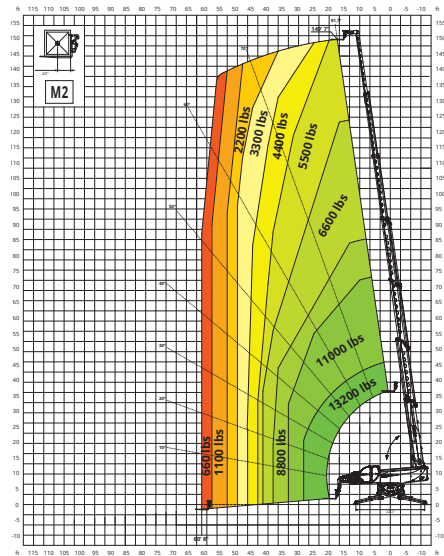
ON STABILIZERS - M1

**360° FULLY EXTENDED STABILIZERS
LOAD CHART WITH FORKS**



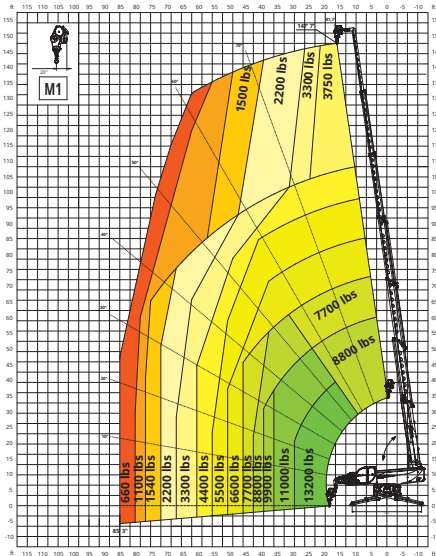
ON STABILIZERS - M2

**360° FULLY EXTENDED STABILIZERS
LOAD CHART WITH FORKS**



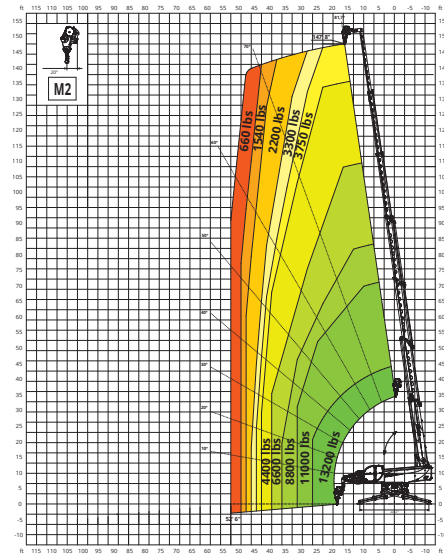
W 6 - M1

WINCH 13,200 lbs - M1



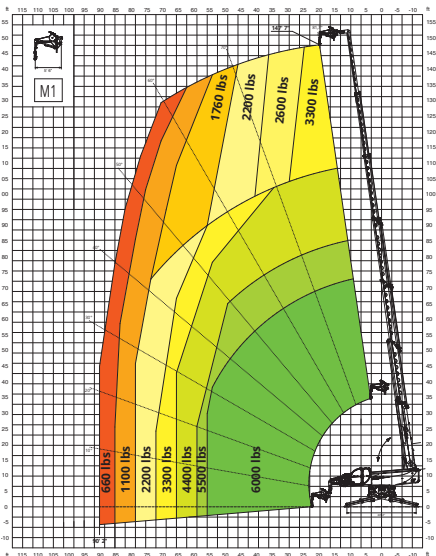
W 6 - M2

WINCH 13,200 lbs - M2



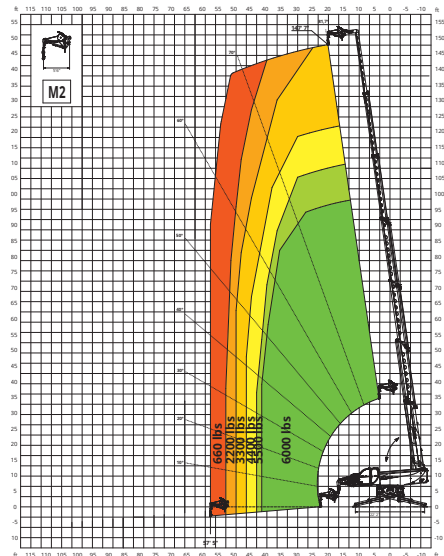
JW2700 - M1

JIB WINCH 6,000 lbs - M1



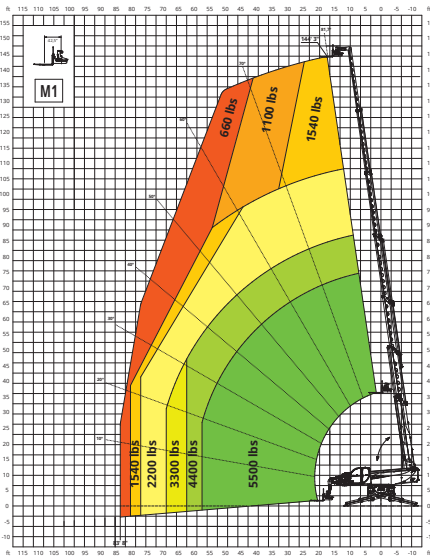
JW2700 - M2

JIB WINCH 6,000 lbs - M2



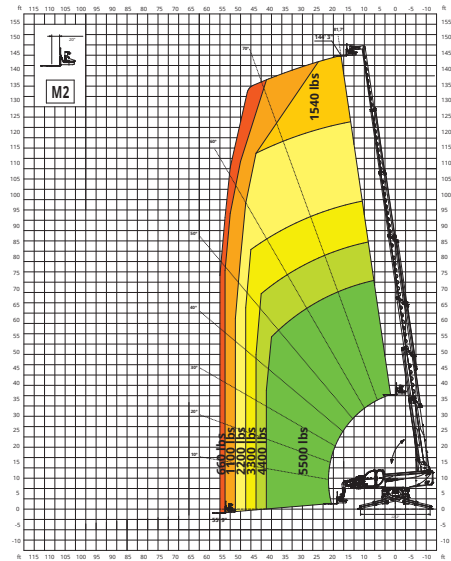
RFC2,5 M1

ROTATING FORKCARRIAGE **5,500 lbs - M1**



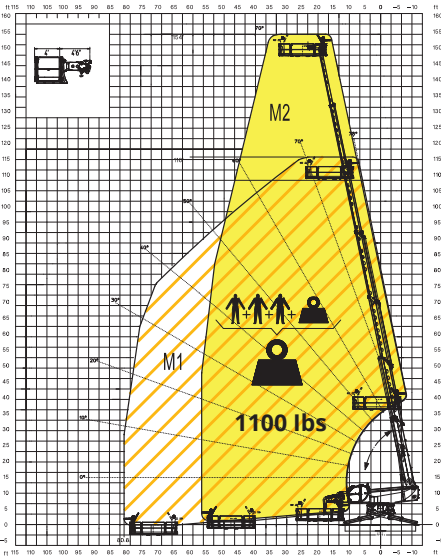
RFC2,5 M2

ROTATING FORKCARRIAGE **5,500 lbs - M2**



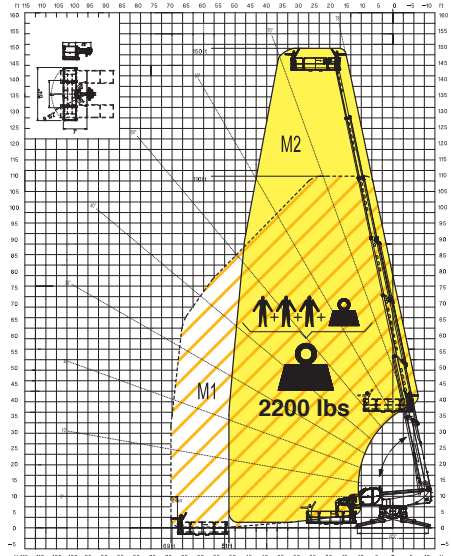
REP 2-4,5

ROTATING EXTENDABLE BASKET **1,100 lbs**



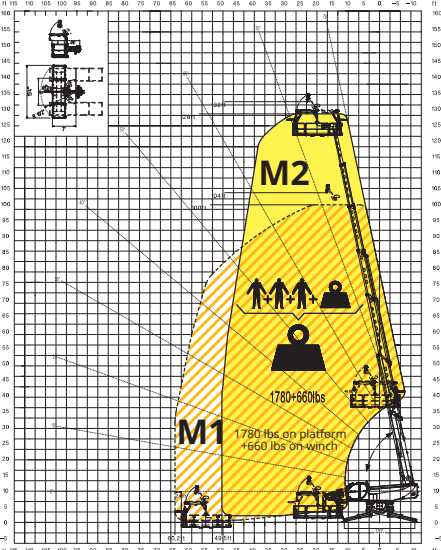
REP 10.2-4,7

ROTATING EXTENDABLE BASKET **2,200 lbs**



REP 8.2-4,7 W0,3

BASKET 15.4 ft **1,780 lbs**
WITH WINCH **660 lbs**



TP 2.10

TELESCOPIC BASKET **440 lbs - 33 ft**

